

stûv₆

A convergence of design
and technology





Stův 6-46x55 with thin extended frame

Stûv, the essential fire

Stûv products are designed and manufactured to bring warmth and wellbeing into your home. Stûv design strives to combine looks and practicality into pure lines and robust technology. Applying design to improve what fire offers by nature, to bring boosted performance and enhanced experience. It's about innovating until we find harmony with the environment. An efficient and natural heating solution as essential part of your home.

At the heart of your home, Stûv creates the hearth.





Stöv 6-46x55 with thin extended frame

Stûv 6 – single-sided compact inserts

Remarkable thanks to its wide view of the fire and a compact frame, the Stûv 6 wood-burning insert can easily be installed in most chimneys. To replace an older less efficient fire, or to give your hearth new life, the Stûv 6 will give you a more efficient and environmentally friendly solution. Attractive, ecological and economical, this insert, named "6" after the shape of its combustion profile, will give your home a distinctive, personal look.

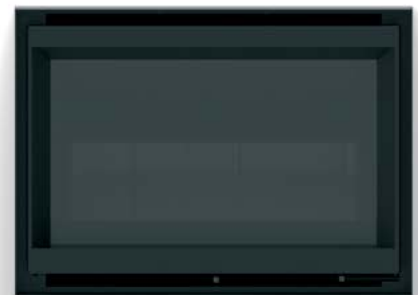
Formats



Stûv 6 – 66 x 50



Stûv 6 – 46 x 55



Stûv 6 – 76 x 55

The Stûv 6 is available in three sizes:

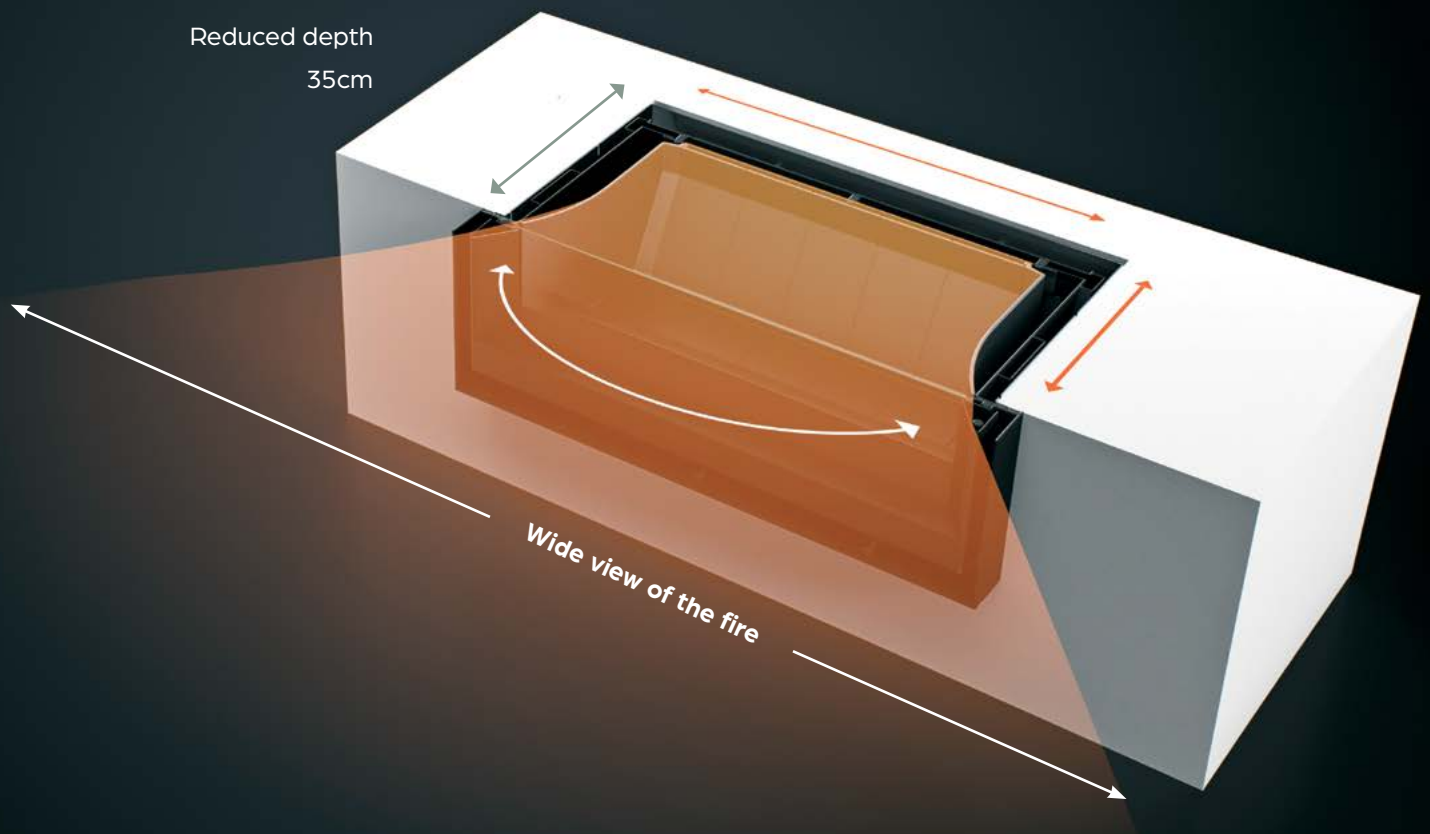
- + Stûv 6 46-55: Width 46cm x height 55cm – output between 4 and 7 kW
- + Stûv 6 66-50: Width 66cm x height 50cm – output between 5 and 9 kW
- + Stûv 6 76-55: Width 76cm x height 55cm – output between 6 and 10 kW

- + Expanded view of the fire with reduced installation dimensions
- + Hinged door with integrated handle
- + Ease of installation into most chimneys
- + Optional external combustion air connection
- + Optional fan
- + Three sizes
- + Versatile sizes to suit most chimneys

Decorative frame options



Form and function



The curves of the door frame and combustion chamber reduces the built-in dimensions of the appliance while providing a wider view of the fire. The combustion chamber is made of cast iron. This material provides high heat resistance while maximizing performance. Resistant to the test of time, cast iron can shape sophisticated volumes in the service of technology.



Integrated opening

The door opening mechanism is underneath the device in a cold zone.
You don't need a glove to open the door when reloading the fire.

Installation



Thanks to its outer casing, the Stûv 6 is really easy to install. This casing means you can easily connect the stove to the flue and air inlet. Once the connections have been fixed, the stove slides in and sealed in the support casing.

Vertical smoke
flue outlet,
external air inlet
from below



Angled flue
outlet, external
air inlet from
below



Vertical smoke
flue outlet,
external air inlet
from behind



Angled flue
outlet, external
air inlet from
behind



Vertical or 45 deg smoke outlet to be connected to an offset flue.
Connection to the external air inlet underneath or behind the device (optional)

Convection




Integrated convection

The unit heats the house by drawing air through the front to warm it up and release it through the upper frame. No need to fit grilles or ducts to channel the air. However ducted convection is possible as an option (Stûv models 6-66x50 and 76x55).

With or without fan

The optional fan accelerates the convection flow. Housed in the back of the fireplace, it does not disturb the aesthetics of the front. It can be installed and maintained from the inside of the device (Stûv models 6-66x50 and 76x55).



Combustion

Stûv's patented technology guarantees efficient combustion. By changing the amount of air that comes in, the heating power can be adjusted within a wide range. The technical elements disappear so all you can see is the flames.

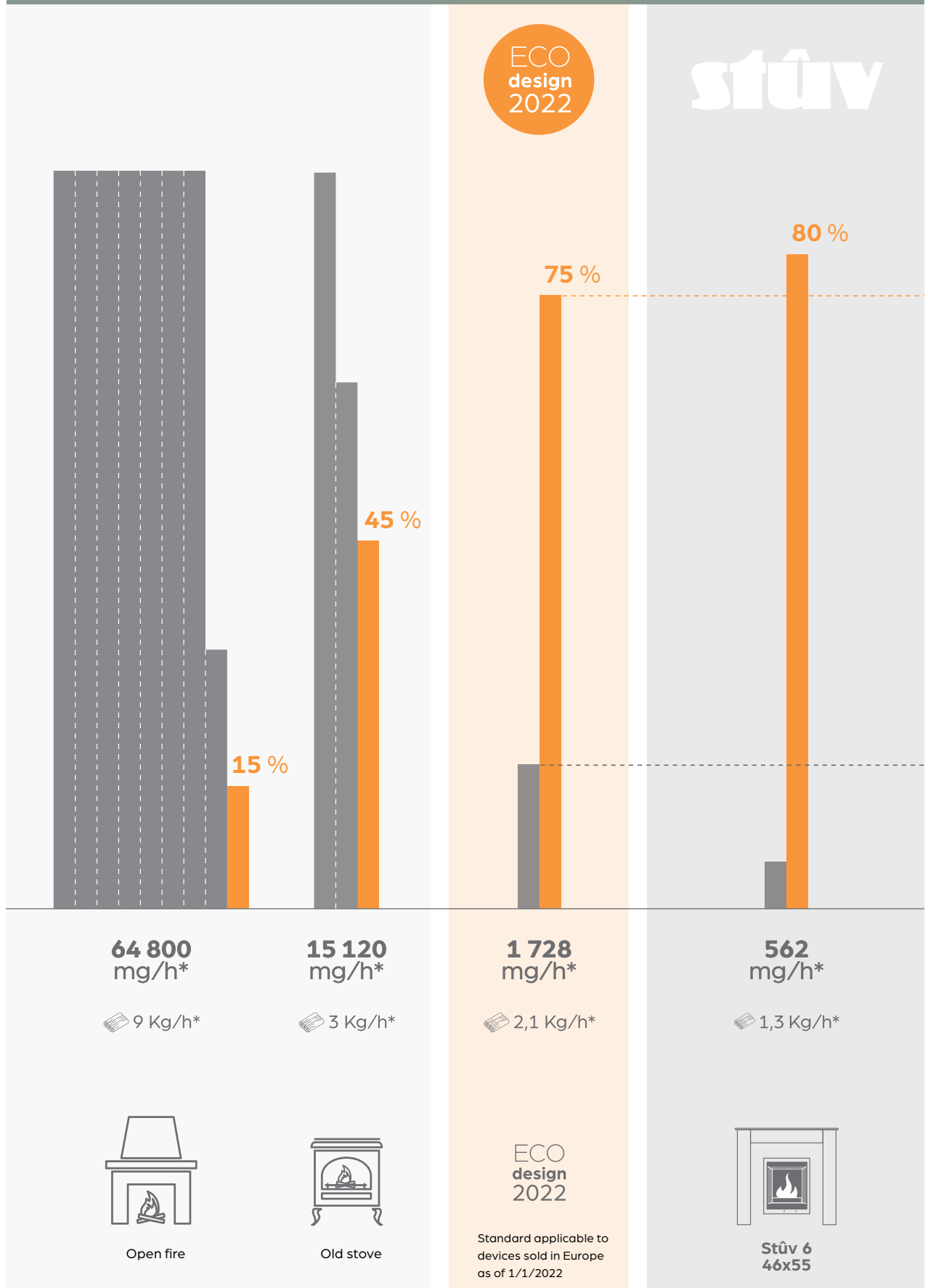


Stûv 6 – Performance that's ahead of its time



- 1 Combustion air. The air required for combustion can either be taken from the room via the front of the stove, or via an external air inlet underneath or behind the stove (optional).
- 2 Combustion. The air inlet, the combustion chamber and the smoke duct form an air-tight system that does not disrupt the building's insulation and ventilation.
- 3 The air flow along the glass keeps it cleaner whilst boosting performance.
- 4 The secondary air burns the residual gases via post-combustion and guarantees efficient, complete combustion (gas and particles).
- 5 The products of combustion are removed via the chimney flue.

With its high efficiency and its extremely low emissions of fine particles, the Stûv 6 is more efficient than what the Ecodesign standard will impose in 2022. Replacing your old generation insert with a Stûv 6 is consuming 2 times less wood and divide by 25 the amount of pollutants emitted. And compared to using an open fire, the Stûv 6 consumes 7 times less wood and emits 125 times less fine particles. With an increased pleasure of use ...

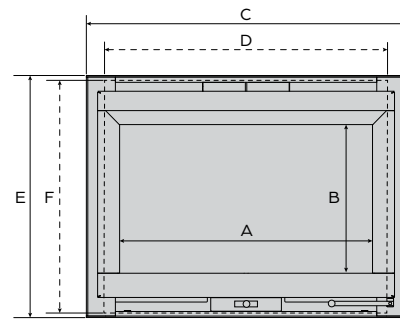
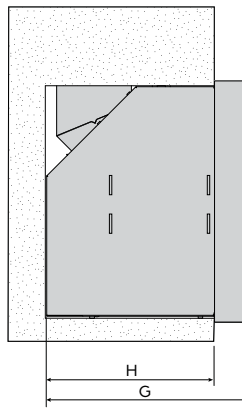


Stûv 6

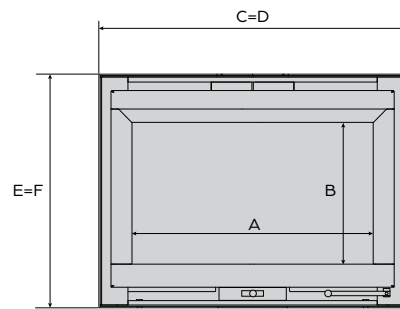
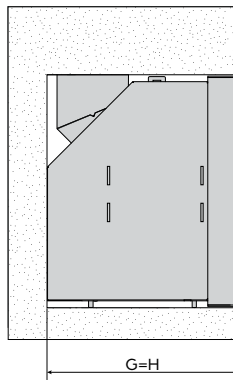
Technical data

Technical specifications	Stûv 6 – 46x55	Stûv 6 – 66x50	Stûv 6 – 76x55			
weight of unit kg	60	75	85			
nominal output kW	4,9	6,5	8,5			
optimum output range kW	4 – 7	5 – 9	6 – 10			
efficiency %	80	77	77			
CO emissions %	0,08	0,07	0,07			
particle emissions mg/Nm ³	21	30	17			
energy efficiency index (EEI)	111	103	103			
energy efficiency class	A+	A	A			
range of wood consumption* kg/h	1,1-2	1,5-2,6	1,7 – 2,9			
length of logs cm	20	40	50			
Features						
+ connection to outside air	o	o	o			
+ electric fan	-	o	o			
+ ductable convection	-	o	o			
Dimensions						
width of the glasse (A) mm	322	522	622			
height of the glass (B) mm	357	307	357			
diameter of duct ø mm	125	150	150			
outside air intake ø mm	100	100	100			
+ Thin extended frame						
width including finishing frame (C) mm	460	660	760			
min width of the niche (D) mm	422	622	722			
height including finishing frame (E) mm	550	500	550			
min height of the niche (F) mm	528	478	528			
depth including finishing frame (G) mm	414	414	414			
min depth of the niche (H) mm	353	353	353			
+ Thin frame						
width including finishing frame (C) mm	460	660	760			
min width of the niche (D) mm	460	660	760			
height including finishing frame (E) mm	550	500	550			
min height of the niche (F) mm	550	500	550			
depth including finishing frame (G) mm	414	414	414			
min depth of the niche (H) mm	414	414	414			
+ Fitted frame three and four sided						
	3 sided	4 sided	3 sided	4 sided	3 sided	4 sided
width including finishing frame (C) mm	496	494	696	694	796	794
min width of the niche (D) mm	446	444	646	644	746	744
height including finishing frame (E) mm	567	586	519	536	567	586
min height of the niche (F) mm	545	536	495	486	545	436
depth including finishing frame (G) ** mm	414		414		414	
min depth of the niche (H) ** mm	414		414		414	

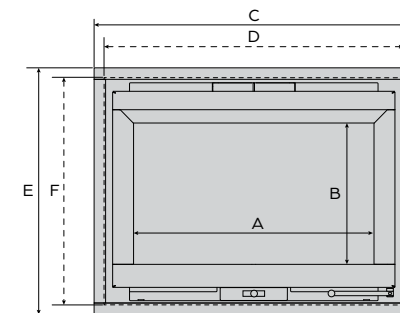
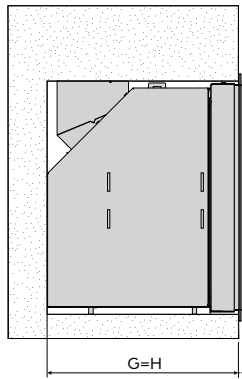
Stův 6 with extended thin frame



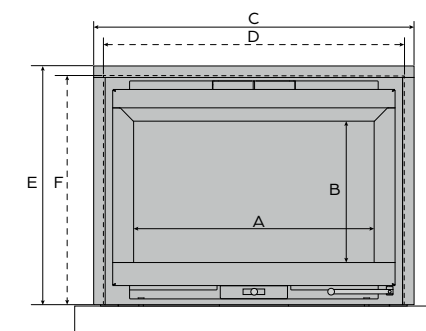
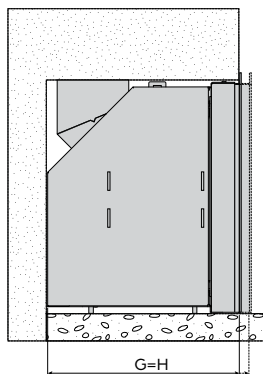
Stův 6 with thin frame



Stův 6 with fitted frame four sided



Stův 6 with fitted frame three sided





Constantly striving for improvement...

Stûv invests heavily in research and development both in its own laboratory and thanks to partnerships with experts in the field of combustion. Every detail is important to optimise how a fire works. Stuv products meet the highest standards when it comes to respecting the environment.

All fires comply with: EN 13229 CE, BimSchV1 & 2 (DE), Opair (CH), DINplus (N-EU), BE Phase 1, 2 & 3, EcoDesign (EU).

The Stûv guarantee

- + Stûv fires are renowned for their design and their performance. They are solid, reliable, long-lasting fires.
- + The fires and their components are manufactured in Belgium, in the heart of Europe, with the greatest care. A well-maintained Stûv fire will last a lifetime.
- + Stûv offers users of its products an extended warranty: a total of 5 years for the body of the fire, 3 years for the electrical components and 3 years for the other components (see terms and conditions at stuv.com).
- + Fill in the online form at stuv.com to benefit from this extended warranty.

Colophon

design Brigitte Boits

photography François Chevalier

rendus 3D Miysis 3D Studio

communication manager Serge Alhadeff

responsible editor Gérard Pitance

Documents and photos are for information purposes only. Stûv reserves the right to make changes without warning. Every care has been taken in the preparation of this brochure; however, we do not accept any responsibility for any mistakes that it may contain.



Find out about all the products in the Stûv range

+ wood

Stûv 6 | Stûv 16 | Stûv 21 | Stûv 22 |

Stûv 30 | Stûv 30-compact |

Stûv microMega


+ gas

Stûv tulp

+ pellets

Stûv P-10

Stûv fires are distributed by :



Stûv fires are designed and
manufactured by: **Stûv nv**
rue Jules Borbouse 4
B - 5170 Bois - de - Villers
Belgium
info@stuv.com
stuv.com

join us



stûv
The essential fire